


Education Directory 2023

@LOREALPRO

Supporting hair pros since 1909.




Pioneer



We invent game-changing innovations.

Performance



Superior products that are innovative and that you can rely on.

Professional



Deep hair expertise, anchored in your core technical services.

Paris



Born in Paris the city of fashion and creation, we have a french touch.

How to use this guide.

This guide is built to help you save time.
Throughout you will find navigation buttons
and direct links to lorealaccess.com

Cutting &
Styling



These are buttons, click to
navigate quickly to sections

uk.lorealaccess.com



ie.lorealaccess.com



Click to navigate directly
to the related course
on our UK / IRE website

On any page, click the home button
to quickly return to the index page



Click to watch short 'how to use' demonstration



Pick Your Journey.

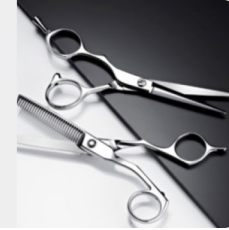


Click one of
the buttons to
discover more

New to
the Family

L'ORÉAL
PROFESSIONNEL
PARIS

Cutting &
Styling




ID
Artist

ID.
ARTIST

Access



Curls &
Coils




Future
Talent



Online
Courses




Perming



L'Oréal
**Colour
Trophy**

L'Oréal
colour
trophy 2021

Colour



Business



Contact
Details





Your 24/7 education hub
lorealaccess.com

Sign up for free. Register below.



To get started scan or click:



Scan me



computer



device



What is available?



Academy Courses

In-person Academy Courses

Learn with our educators or guest artists in person and hands-on. You can book and pay all in one place.

Format:
Full Day



E-Learnings

On-Demand Online Courses

Over 30 free courses from product essentials, to the science of hair. These courses have videos, quizzes and interactive sections to enhance your learning.

Format:
15mins – 1 hour



Webinars

Academy Live

Our virtual academy taught live by our experts. Refreshed regularly, enrol for free on Access by searching **ACADEMY LIVE** or follow us on **@lorealpro_education_uki**

Format:
30mins – 1 hour



Tutorials

On-Demand Video Tutorials

Over 120 free tutorials available covering all the basics from 'What is Majirel' to the more advanced techniques created by the PRO community.

Format:
3 – 20 mins



Blended

Access Practical Training Anywhere

Try our 'Getting Started' practical online courses, or join a practical live stream in one of our academies.

Format:
2 – 3 hours



Product Guides

Resource Bank

Looking for our product instructions, allergy alert test cards or COSHH information? Find it all in the Resource Bank.

Format:
Downloadable PDF

Access FAQ.



How do I book a course on ACCESS?

Click on **DISCOVER ALL CONTENT**. Here you can **filter by brand, course type or category (colour, cutting, etc)**. Browse to select your chosen course then **Enrol** to follow through to the payment page and complete your booking purchase.

I have completed my course, how do I get my course certificate?

To access your course certificate, sign into your ACCESS account, click on the **User Menu** (three menu lines on the left hand corner of the ACCESS page), select **"My Activity"** and then **"Courses"**. Find the desired course, click on the certification symbol where you will get the option to either download or save your certificate as a PDF.

I want to book multiple places on a course, but ACCESS will not allow me?

Booking multiple places on a course is currently not an available feature on ACCESS. To enrol on a course, each user must book and pay (if applicable) for their course(s) directly on their ACCESS account. To book multiple users or places on a course(s), please contact the **ACCESS helpline** for assistance: **(UK) 0800 028 3448** or **(ROI) 01-604 5913**.

How do I cancel my course booking on ACCESS?

To cancel a course booking, please contact the **ACCESS helpline** for assistance: **(UK) 0800 028 3448** or **(ROI) 01-604 5913**.

I cannot sign into my ACCESS account and the password reset link email has not come through?

If you have not received the password reset link email, we first recommend the following:

1. Check your junk or spam email folder for the password reset email.
2. Try re-registering on ACCESS using the same email. If the ACCESS user account does exist, you will receive this error message: 'This email is already used for a user pending approval, please choose a different one.'
3. Check you have entered the exact same email used during your original ACCESS registration.

If after verifying the above you still cannot locate the password reset link email in your mailbox, then please contact the **ACCESS helpline** for assistance: **(UK) 0800 028 3448** or **(ROI) 01-604 5913**.

Which courses are available in my area?

You can search by course directly on ACCESS. Once on the course page you can view any available dates and locations (see Question 1. for How to book a course).

I have tried to enrol on a course via the ACCESS App but keep getting an error message?

To view course information or to enrol on a course, please view ACCESS via a web browser instead of the App.

I cannot see other dates for the course I am enrolled on.

ACCESS will not display alternative dates once you have enrolled onto the course. To get alternative dates or to amend/cancel your booking, please contact the **ACCESS helpline** for assistance: **(UK) 0800 028 3448** or **(ROI) 01-604 5913**.

Online Course Guide.



Product Knowledge Essentials Collection

Complimentary



Health & Safety



Permanent Colour



Tone-on-Tone Colour



Blond Studio



Metal Detox




Perm & Straightening



Styling Essentials



Care Essentials



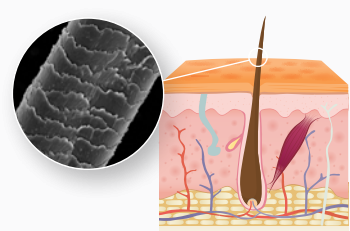
Steampod

Online Course Guide.



**Intro Theory
Pre or Post
Course**

Complimentary



Science of Hair & Skin




New to the Family



Blueprint Balayage



NEW



Foundation Theory: Colour



Numbering System



Curl Keys Tutorial Series



Intro to Blonde Keys



Undercoats & Neutralisation 6-10



Online Course Guide.



Curls & Coils

Complimentary

RECOMMENDED FIRST



Total Texture: Identification



Intro to Caring for Curls & Coils



Intro to Styling Curls & Coils



Intro to Cutting Curls & Coils



Intro to Colouring Curls & Coils



Intro to Wigs, Weaves & Braids



PLUS Curl Keys Tutorial Series

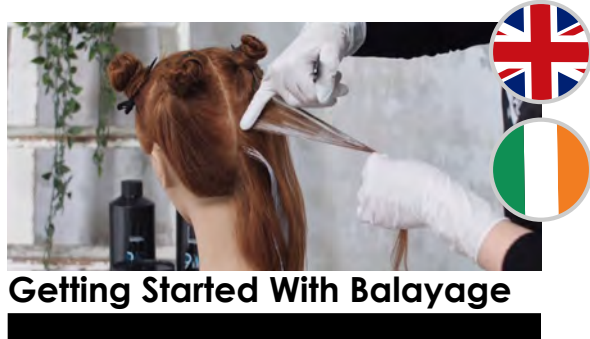


Online Course Guide.

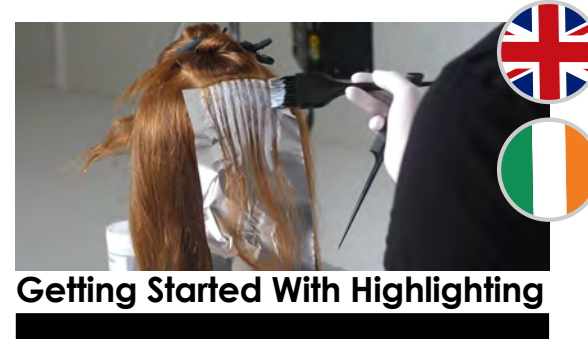


Getting Started Series:
Practical practise
along courses

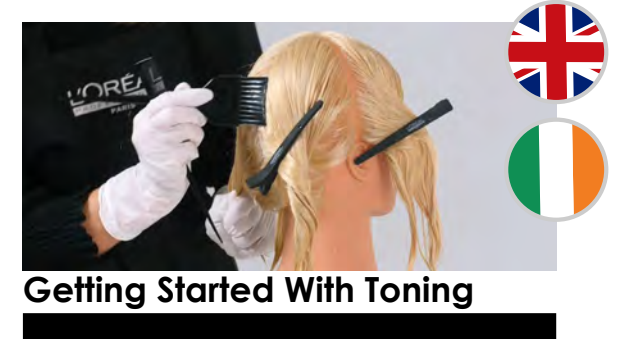
£49 / €49 each



Getting Started With Balayage



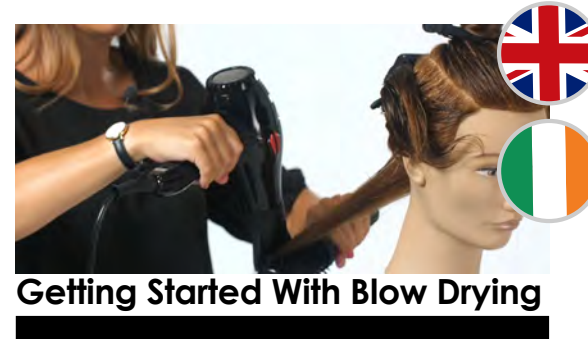
Getting Started With Highlighting



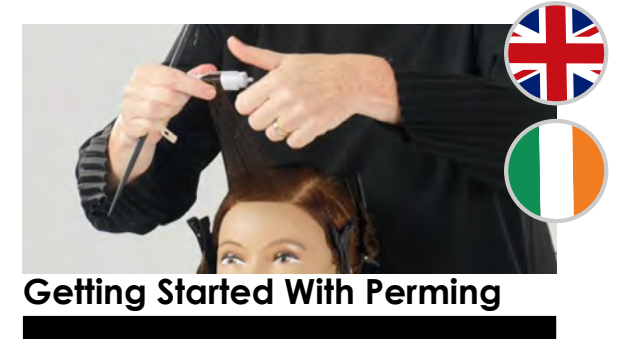
Getting Started With Toning



Getting Started With Cutting



Getting Started With Blow Drying



Getting Started With Perming

Perfect for:

Practice at home / in-salon team training resource or preparation for attending an academy course.

How it works?

Watch course online via **ACCESS** and practise in real time. Your instructor will demonstrate and then you try, moving forward when you are comfortable.

Colour Journeys.




Click one of
the buttons to
discover more

Colour
Keys 1



Foiling



Colour
Specialist




Colour
Keys 2




Balayage



Guest
Artists



Blonde
Keys



Balayage
Correct & Convert




Journeys



Hands
On



Getting
Started



Education
Direct





NEW FORMAT

Colour Keys 1.



Learn the fundamental knowledge of how hair colour works. Looking at the science and principles that affect your colour results. From undercoats, lightening natural hair to reflect families.

Our worldwide iconic training has had a major makeover. All the same fundamental colour knowledge but now shared across multiple learning touch points.

Start online through a series of snackable self-guided video lessons, then come to a live webinar (optional online classroom), before completing a jam packed practical day. Both the video series and practical day must be completed to receive your Colour Keys 1 certificate.

1 day + Interactive Online

£199 / €220



click here



click here

Two hours of online self-learning, one hour in a live webinar classroom (optional), then come to your practical day to put into practice what you have learned.



Watch: Colour Keys 1 Introduction



NEW FORMAT

Colour Keys 2.



**Everything you need to know about colour correction.
How to achieve the perfect results when changing a client's
hair; including taking colour out and adding colour in.**

Our worldwide iconic training has had a major makeover. All the same fundamental colour knowledge but now shared across multiple learning touch points.

Start online through a series of snackable self-guided video lessons, then come to a live webinar (optional online classroom), before completing a jam-packed practical day. Both the video series and practical day must be completed to receive your Colour Keys 2 certificate.

Prerequisite: Must have completed Colour Keys 1.

2 days + Interactive Online

£265 / €290



click here



click here

One hour of online self-learning, one hour in a live webinar classroom (optional), then come to your practical day to put into practice what you have learned.



Watch: Colour Keys 2 Introduction



Blonde Keys.



This course covers why hair types lift differently, key applications and how to utilise the Blond Studio range and Majirel High Lift.

If you are new to the lightening skill set, want to understand bleach or high lift products, or want to gain confidence in blonding services, this course is for you.

Perfect for foundation to intermediate skill sets.

Course Covers: consultation, fundamental bleach applications including scalp, high lift applications, intro to correction applications, toning applications.

Intro to Blonde Keys Online Complimentary

Complete Intro to Blonde Keys E-Learning prior to attending the two-day classroom course.

2 days

£265 / €290

All the above theory with hands-on training, allowing you to put into practice what you have learned.



Watch: Blonde Keys Introduction



Foiling.



When, why and how to use different techniques from highlights, babylights, weaves, slices and textured weaves.

Foundation Foiling covers application to sectioning patterns, foil and Easi Mèche. It also covers the fundamentals of a T-section, half head and full head application.

Get comfortable with all of these techniques to help you achieve the perfect blonde result, every time.

1 day
£199 / €220



click here



click here



Watch: Foiling Introduction

THE PERFECT PAIR:

If you want to start learning or feel more comfortable with foiling before coming to this course, try 'Getting Started with Highlighting' blended course you can do anywhere, anytime. It is the perfect pre-course learning.



Advanced Foiling.^{NEW}



As our clients' taste of blonde continues to change so do our techniques. Even a standard full head of highlights is evolving with different zones being tweaked for each client.

Learn how to identify colour ratio to balance light and dark to create 'natural' looking effects. Including how to utilise placements such as diagonal slicing, pivoting and weave adaptation. Plus, low lighting (depth) placement and shade selection. You will learn how to use all these skills together and take away some sectioning patterns.

Advanced Foiling is about utilising placement to create a variety of lighter results. It isn't a balayage or foilage course. Think light and bright results using enclosed applications.

1 day
£199 / €220



click here



click here



Watch: Advanced Foiling Introduction



Balayage.



**Want to get comfortable with freehand balayage applications?
Welcome to your pure freehand painting foundation training.**

This course will cover sectioning patterns, different application shapes and methods. Plus discover your perfect lightening product pair and whether you should leave your application open air or enclose it.

Learn six basic to intermediate techniques always with the perfect blend in mind.



1 day
£199 / €220



click here



click here



Watch: Balayage Introduction

THE PERFECT PAIR:

If you want to start learning or feel more comfortable with balayage before coming to this course, try 'Getting Started with Balayage' blended course you can do anywhere, anytime. It is the perfect pre-course learning.

Balayage: Correct and Convert.



Ever looked at an image a client is showing you and thought 'how to I get from 'this' to 'that'?'

This course will teach you how to approach common conversion scenarios, such as converting global lighteners or diffusing heavy previous placement and brassy tones.

It will cover how to visualise the end result through logical placement and nurture you through the process needed to create the look. You will learn how to create a clear client transformation journey, whether it is express or a long road.

It will also cover your toolbox and product portfolios to achieve the results.

1 day
£199 / €220



click here



click here



Watch: Balayage: Correct and Convert Introduction



Hands-on.



3 hours Complimentary



[click here](#)



[click here](#)

These are three-hour training sessions in the morning or afternoon, covering a variety of hair topics on both core and new product launch information.

- Led by a L'Oréal Professionnel Paris Educator
- Hands-on
- Interactive theory

Regular Feature: Hands-on Colour Introduction

Your introduction to working with L'Oréal Professionnel Paris colour. This workshop will cover our fundamental ranges and how to use them. Not new to using our colour but want help with specific ranges, oxydants and understanding the reflects, this is also for you! You are welcome to bring any questions along.

Keep an eye out for sessions running in your region.

Launched in 1998.
**IT'S LEGENDARY
FOR A REASON.**

Colour Specialist.



15 days
£3650 / €3999



click here



click here

Are you a hair colourist with at least two years' experience who wants to take your colour knowledge to a specialist level? Cover the 10 L'Oréal Professionnel Paris Principles of Colour, then partake in a graduation ceremony and unlock your ability to join the Colour Specialist Connective programme.

Prerequisites:

- Colour Keys 1 & 2 (academy courses)
- Colour Specialist Pre-Assessment



Watch: Colour Specialist Introduction



COLOUR SPECIALIST CONNECTIVE

Want to be part of the Colour Specialist community?

Colour Specialist Connective is complimentary and open to all qualified United Kingdom and Ireland Colour Specialists and Colour Experts. This programme will allow you to continue to build your Colour Specialist knowledge with new innovations and updates.

What is included:

- Complimentary virtual education
- Core updates on Colour Specialist knowledge
- Previews of new launches
- Social upskilling

How do I get involved:

[Click here to enrol onto Colour Specialist Connective](#)



*Please note you will need to first sign up to our Colour Specialist Community data form that will be e-mailed to you.

COLOUR CONGRESS



Looking for next level inspiration?

Colour Congress is a live event exclusive to qualified United Kingdom and Ireland Colour Specialists and Colour Experts. It will push your creativity and give you an insight into the latest trends and colour innovations.

What is included:

- Engaging and interactive content with top industry colourists
- Practical workshops
- Networking evening with dinner and drinks

Just starting your balayage journey?



before



after

Getting Started with Balayage.

Online practical course

£49 / €49 - Anytime*

Rather than teaching you a full look this training gets you comfortable with the foundation skills for balayage applications.

How it works? Watch course online via **ACCESS** and practice at home / in-salon in real time. Your instructor will demonstrate and then you try, moving forward when you are comfortable. Great for anyone new to a skill set or as a team training session.

Skills covered:

- Sectioning
- Slice vs weave
- Key balayage application shapes: V, Full Meche, Diagonal
- Key placement areas introduction: hairline, crown, parting
- Product choice

Own equipment needed:

- Pre-lightener of choice
- Plastic comb and clips
- Bowls and brushes
- Tuition head
- Balayage board



click here



click here

*You will be able to access this e-learning until it is removed from Access which is at the discretion of L'Oréal Professionnel Paris.

Want to learn the foundations of highlighting?



before



after

Getting Started with Highlighting.

Online practical course

£49 / €49 - Anytime*

This course teaches you the different application methods and a key sectioning pattern. It will help get you comfortable in the world of highlighting.

How it works? Watch course online via **ACCESS** and practice at home / in-salon in real time. Your instructor will demonstrate and then you try, moving forward when you are comfortable. Great for anyone new to a skill set or as a team training session.

Skills covered:

- How to do a babylight, weave and slice
- How to use foil
- How to use easi meche
- Sectioning for T-Section
- How to do T-section application
- Half head application pattern

Own equipment needed:

- Pre-lightener of choice
- Plastic comb and clips
- Bowls and brushes
- Tuition head
- Foil



click here



click here

*You will be able to access this e-learning until it is removed from Access which is at the discretion of L'Oréal Professionnel Paris.

Want to get confident with toning applications?



before toner



after toner

Getting Started with Toning.



Online practical course

£49 / €49 - Anytime*

This training covers shade choice, popular topics like zone toning and trouble shoots some key areas to help you step up your lightening game. Perfect if you want to feel more confident with toner choice and application methods.

How it works? Watch course online via **ACCESS** and practice at home / in-salon in real time. Your instructor will demonstrate and then you try, moving forward when you are comfortable. Great for anyone new to a skill set or as a team training session.

Skills covered:

- Undercoats and shade choice
- Global application
- Highlight application
- Zone toning application
- Trouble shooting

Own equipment needed:

- Colourant of choice
- Plastic comb and clips
- Bowls and brushes
- Tuition head
- Applicator bottle



click here



click here

*You will be able to access this e-learning until it is removed from Access which is at the discretion of L'Oréal Professionnel Paris.

Guest Artist Courses.



Harriet Stokes

@harriet_stokes

Humankind Hair

BALAYAGE

Lived in Colour

For any colourist who wants to learn how to confidently create effortlessly lived-in colours. From sun-kissed blondes to dimensional blondes and brunettes, Harriet has it all covered. Harriet will also delve into managing client expectations and how to attract and grow your dream clientele through social media.



1 day
£295 / €325



Nancy Stripe

@nancystripecolour

Stripe Colour Studio

BALAYAGE

Foilage and Face Framing

Come and learn how to create expensive and 'natural' looking colour by utilising foilage techniques. Nancy will use face-framing techniques, money pieces, zone toning and pops of light and shade, all on a natural palette to create fabulous must-have balayage looks.



1 day
£199 / €220



Siobhan Jones

@shivvvey

Blush & Blow

BALAYAGE

Systematic Balayage

Siobhan covers advanced balayage application techniques and sectioning patterns in a systematic way (think blending, melting and sweeping). You will leave feeling more confident in: diagnosis, consultation and recreating your freehand applications on all types of hair textures, lengths and colour palettes.



1 day
£295 / €325



Guest Artist Courses.



Danielle Garner

@daniellegarner_

Wildflower Studio

BALAYAGE

Sustainable Hair Colour Techniques

Do not let your clients drop out of colour. Instead match their demand for a new type of colour service that is low maintenance, has a longevity in the colouring cycle and is sustainable for them to follow. This course focuses on balayage, blends and how to merge greys.

1 day
€325



Jack Howard

@jackhowardcolor

BALAYAGE

Balayage: The Four Gestures

Jack dispels the myths and fears around freehand colouring: introducing the four key gestures that form the basis of all balayage looks (classic, creative, micro and Californian), showing you how to perfect these. Jack will also cover issues experienced in the salon, with an honest conversation around the problems that do arise.



1 day
£350 / €385



Guest Artist Courses.



Marlon Hawkins

@marlonjhawkins

Brooks & Brooks

COMMERCIAL COLOUR

Colour with Confidence

Marlon believes that no two colours should be the same because every person is unique. Learn how to take a simple technique and put your own stamp on it. This is not a course with a set output of application techniques. Instead, it is based on assessing the client in front of you and being able to make something unique to them. Learn colour techniques that work, are fun and will keep your clients coming back to you.



1 day
£250 / €275



**Jenn Linton &
Jaye MacDonald**

@jennlinton_

@joanna_mac_

Linton & Mac

COLOUR & STYLING

Effortless Chic Hair

Learn fresh, modern colouring techniques from Colour Specialists Jenn & Jaye (Linton & Mac) with a visual approach to placement to give a fashionable but wearable finish. On the day, one of the two will demonstrate lived-in lights, blushing techniques used for toning and how to personalise colours. Linton & Mac are famous for their unique and commercial colour formulas; come and learn how to make more money with your colour column.



1 day
£295

Artistic Events.



FEBRUARY

Blended Intensive

3-Hour Virtual & Practical Blend:
Live broadcast with follow along in London, Birmingham, Edinburgh, Belfast and Dublin locations.

Siobhan Jones is a colour master and is currently developing this three-hour power colour classroom. You can guarantee an informative, commercial, and current colour course with techniques you will use straight away. Work alongside Siobhan in live time on tuition heads (which you will take home) supported by your local L'Oréal Professionnel Paris educator. Check the link for updated details on the blended classroom.

Morning 10-1pm OR Afternoon 2-5pm


Siobhan Jones

@shivvvey

Blush & Blow



3 hours (½ day)
£125 / €135



MAY

Foil It: Lightening for Dark Bases

Two Options available:

1. In-person VIP Learning
Experience with Jack Howard
2. 90-minute virtual look and learn session
broadcast live from the classroom

Do you struggle with lift on dark bases when creating a balayage effect? Or to get the perfect blend? In this course Jack will share with you his techniques to achieve stunning balayage results on dark bases.

You will learn how to identify key areas for placement, selecting appropriate technique and creating blend. Discover Jack's signature enclosed application and how to get the lift you desire.

In-person VIP Experience
London
£350



Virtual Webinar
Join anywhere
£29 / €32

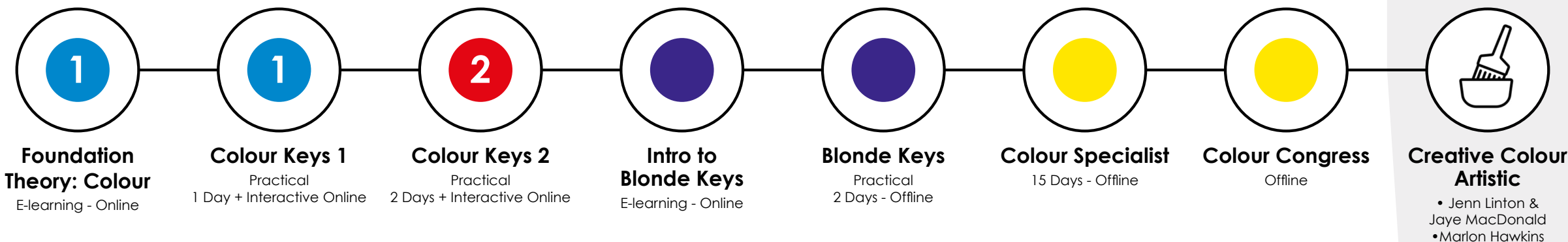


Foundation Journeys.

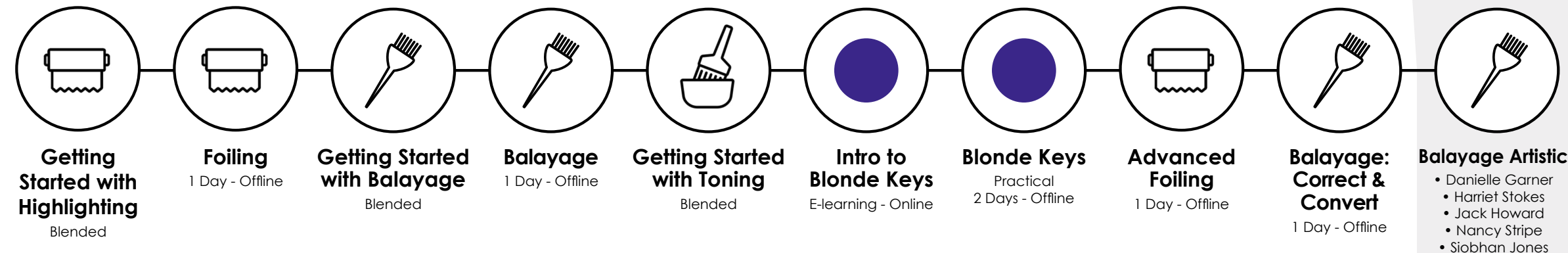
[Mix up your learning path with offline and online learning]



Colour Designer



Blonde Obsession



Cutting & Styling Journeys.



Click one of
the buttons to
discover more

Foundation
Cutting



Foundation
Barbering



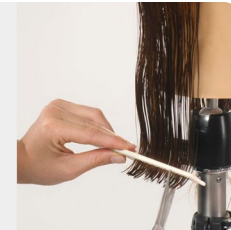
Intermediate
Cutting



Journeys




Getting
Started



Education
Direct



Guest
Artists



mynewhair





Foundation Cutting.



2 days
£295 / €325



click here



click here

Build a solid foundation in the skills of cutting longer feminine shapes and gain an understanding of the methods behind the principles. You will cover the basics including hair tools, face shapes and growth patterns. You will then move onto classic cuts, all broken down by step-by-step processes. Come join us for skills you can instantly use on the floor.

Skills covered: Long one length, classic bob, graduated bob, square layer, uniform layer and short pixie layer.



Watch: Foundation Cutting Introduction

THE PERFECT PAIR:

If you want to start learning or feel more comfortable with cutting before coming to this course, try 'Getting Started with Cutting' blended course you can do anywhere, anytime. It is the perfect pre-course learning.



Foundation Barbering.

2 days
£295 / €325



click here



click here

Learn skills for cutting shorter masculine shapes. Master the foundation skills on this course, which covers everything from the tools involved and how to use them, through to face shapes, growth patterns and techniques including graduation, scissor over comb and clipper work.

Skills covered: Clipper over comb, scissor over comb, working without guards, detailing.



Watch: Foundation Barbering Introduction



Intermediate Cutting.



2 days
£325 / €360



click here



click here

Your foundation steps are covered and now you are ready to personalise your haircuts to suit your clients. Learn different techniques to remove weight and add texture and understand when and why to use these techniques on longer to short haircuts. This course is about pushing your creative cutting skills and creating bespoke results for your clients.

Skills covered: Texturising tools, removing weight, adjusting shapes for personalisation, fringes, utilising your tools and clippers.



Watch: Intermediate Cutting Introduction

Ready to pick up some scissors but don't know where to start?



handling



cutting

Getting Started with Cutting.



Online practical course

£49 / €49 - Anytime*

Before learning how to do a full hair cut you need to get familiar with your scissors, holding them and all the elements that build a haircut, like tension and angles.

How it works? Watch course online via **ACCESS** and practice at home / in-salon in real time. Your instructor will demonstrate and then you try, moving forward when you are comfortable. Great for anyone new to a skill set or as a team training session.

Skills covered:

- Holding your scissors
- Body position
- Handling the hair
- Blunt and point cutting
- Angles and tension
- Sectioning

Own equipment needed:

- Tuition head
- Plastic comb and clips
- Water spray
- Cutting Aid
- Scissors



click here



click here

*You will be able to access this e-learning until it is removed from Access which is at the discretion of L'Oréal Professionnel Paris.

Want to have a strong finishing foundation?



smooth



movement

Getting Started with Blow Drying.

Online practical course

£49 / €49 - Anytime*

A great blow dry is vital for finishing any cut or colour and is the foundation of most styles.

How it works? Watch course online via **ACCESS** and practice at home / in-salon in real time. Your instructor will demonstrate and then you try, moving forward when you are comfortable. Great for anyone new to a skill set or as a team training session.

Skills covered:

- Equipment
- Foundation & finishing products
- Smooth and straight technique
- Movement and curl technique
- Natural curl technique

Own equipment needed:

- Tuition head
- Comb and clips
- Hair dryer and nozzles
- Oil and mousse
- Round brush
- Spray bottle



click here



click here



*You will be able to access this e-learning until it is removed from Access which is at the discretion of L'Oréal Professionnel Paris.

Guest Artist Courses.



Frazer Wallace

@frazerhair

The Haus Studio

PRECISION

Honest Education

A no-nonsense precision cutting course. Think a no frills approach in an open environment where you can be 'honest' with where you are at and what skill sets you need to sharpen. Learn how to control the hair, utilise time to execute impressive shapes and how to create razor sharp lines. If you want to be the best at cutting in your area, this course is a must do!



1 day
£199 / €220



Marlon Hawkins

@marlonjhawks

Brooks & Brooks

COMMERCIAL

Cutting with Confidence:

What makes this course unique is that it is completely tailored to the area you want to focus on. Whether that is something you need help with or simply a look you are wanting to learn how to achieve. Whether that is visualising where to layer, to distribute weight, knowing where to start for a particular style or once you have completed a foundation shape how to personalise the final stages. Design your own course that will give you confidence in the area you want.



1 day
£250 / €275



Andrea Dorata

@andreadorata

Dorata Marlow

COMMERCIAL

Cutting Bobs

Take the fear and doubt out of cutting bobs. Bobs are the ultimate timeless haircut, but we need to keep up-to-date with current and trends. During this one-day course Andrea will guide you through 5 classic bob shapes. Including trouble-shooting and finding solutions to create the perfect bob. This is a must for any stylist who wants to enhance their confidence to create the perfect salon finish to an iconic style.



1 day
£199

Guest Artist Courses.



Abigail Butler

@msabigailbutler

Strictly Xtended

STYLING

Caring and Styling Curls & Coils

On this one-day course Abigail will take you through in-depth caring and styling techniques for curls & coils. From identifying different hair types to product recommendation and protective styling, Abigail will cover all the basics.



1 day
£199 / €220



Kayleigh Twigg

@kayleightwigghair

Brooks & Brooks

STYLING

Hair Up Masterclass

Don't let hair up and braiding be your Achilles heel. From bridal to party, from festival to glam style, hair up is exciting and once you know key tricks – it is fun! Kayleigh will show you how to simplify and create practical styles. This course really will give you confidence in quick techniques, preparation and how to bespoke for your client.



1 day
£199



Matthew Sutcliffe

@matthew_sutcliffe_tint

Tint Leeds

CUTTING & STYLING

Finding your Brand – Hair Identity

"You are your client" is a common phrase used by hairdressers. Knowing your own brand identity is the key to understanding your potential and building your brand. This high-end cutting and styling course explains how to define this and then create it with your hands. Plus, Matthew translates key trends into commercial looks your clients will be asking for leaving you with new cutting skills you can use straight away.



1 day
£199 / €220



Guest Artist Courses.



**Angie Dromgoole
& Mike DeCanter**

@zebahairdressing

Zeba Hairdressing

CUT & COLOUR

Salon Creative Cut and Colour

Angie will coach you through techniques such as slide-cutting, over-direction, creating movement and texture. Then enrich your colour skills with Mike's creative colouring techniques. The focus will be on competition work and how to then convert into commercial everyday colours.

1 day
€325



Darren Ambrose

@darrenambrose

D&J Ambrose

ADVANCED CREATIVE

Artistic Styling and Cutting

During this course Darren will equip you with the knowledge of how to create the most up-to-date looks in both cutting and styling, as seen on the pages of fashion magazines. You will leave with key skills to enable you to feel confident recreating your cuts in a commercial way on all types of hair textures and lengths.

Darren will also share tips on how to link fashion and fabrics to capture that iconic photograph and 'instagrammable' finish.



1 day
£295 / €325





MyNewHair.

Only available in London



MyNewHair is a specialist organisation training hair professionals who are committed to supporting those with medical hair loss. This programme is co-led by specialist nurses and technical trainers from the organisation.



Mynewhair level 1

£300

Led by the mynewhair Team

Develop and enhance the skills necessary to cut wigs and learn how to communicate with sufferers of hair loss through chemotherapy or alopecia.



Mynewhair level 2

£200

Led by the mynewhair Team

Extending your knowledge about types of wigs, troubleshooting problems you may encounter and hair aftercare following cancer treatment.



Foundation Journeys.


Mix up your learning path with offline and online learning




Cut & Style




Total Texture
E-learning - Online




**Getting Started
with Blow Drying**
Blend



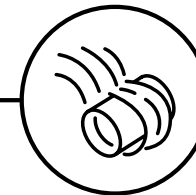
**Getting Started
with Cutting**
Blend



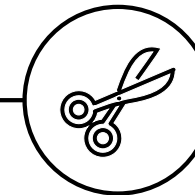
**Foundation
Cutting**
Feminine Shapes
2 Days - Offline




**Foundation
Barbering**
Masculine Shapes
2 Days - Offline



**Getting Started
with Perming**
Blend



**Intermediate
Cutting**
2 Days - Offline



Cutting Artistic
• Andrea Dorata
• Frazer Wallace
• Marlon Hawkins
• Matthew Sutcliffe
• Zeba Hairdressing
+ MyNewHair


Curls & Coils




Total Texture
E-learning - Online




Intro to Caring
with Charlotte Mensah
E-learning - Online




Intro to Styling
with Abigail Butler
E-learning - Online



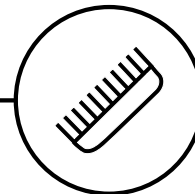
**Caring & Styling
for Curls & Coils**
with Abigail Butler
1 Day - Offline




Intro to Cutting
with Dexter
Dapper Johnson
E-learning - Online



**Intro to
Colouring**
with Danielle Louis
E-learning - Online



**Intro to Wigs,
Weaves & Braids**
with Abigail Butler
E-learning - Online



Guest Artistic
Cutting / Colour
1 Day

Curls & Coils Journeys.

Click one of the buttons to discover more

Total
Texture



Curls &
Coils



Journeys





Recommended for all.

Free online course



Total Texture: Science & identification of all hair textures



click here



click here

Charlotte Mensah explains the science behind why hair texture varies from tight zig-zag coils to completely straight. This course also covers the key fundamentals of diameter, density, porosity and how texture influences different hairdressing skill sets.

Skills covered:

- Shape classification & identification: type 4,3,2,1
- The difference between density and diameter
- Porosity and its effect
- Hair texture and the link to consultation
- Guest expert insights on the influence of texture on hairdressing:
care, styling, cutting, colouring, wigs, weaves, perm and relaxers



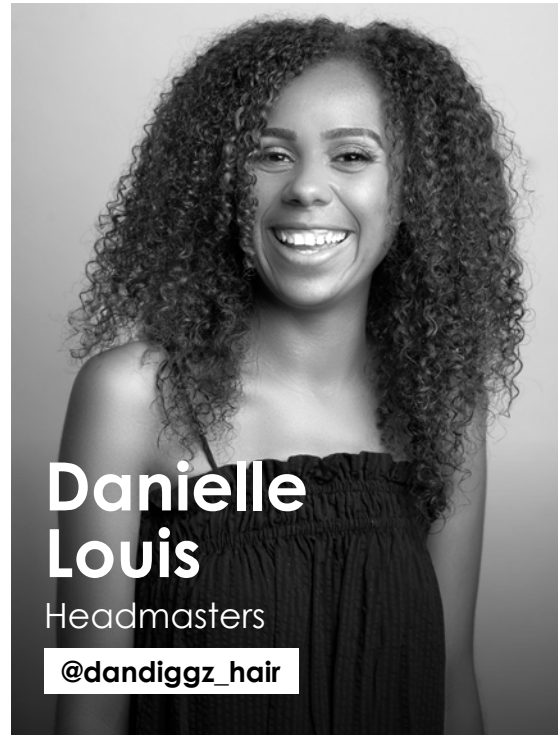
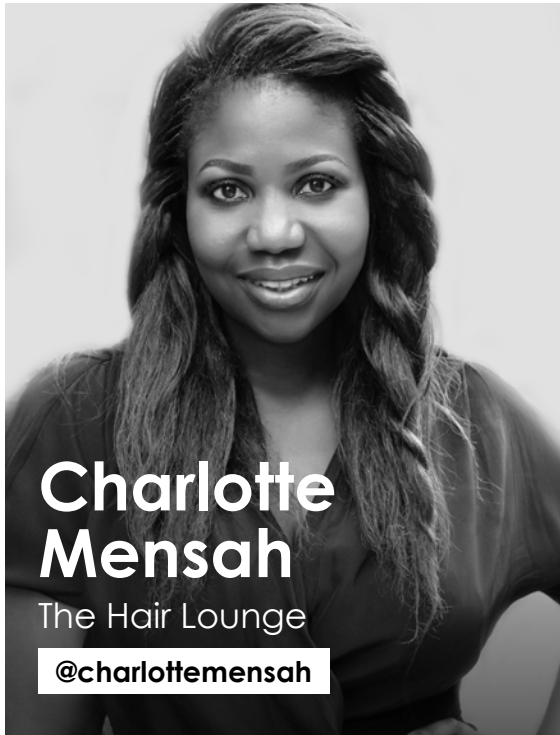
Curls & Coils



5x FREE e-learning courses

Introduction to:

- Caring
- Cutting
- Styling
- Colouring
- Wigs, Weaves & Braids





Intro to Caring for Curls & Coils.



You will learn:

- Washing technique
- Product choice
- Drying: Heat vs No heat
- Two strand twist
- Homecare + Night care

With Charlotte Mensah

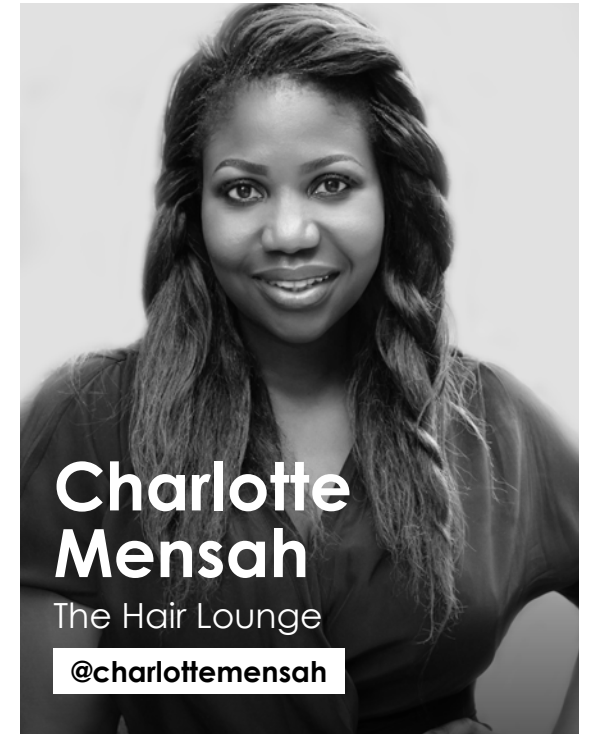
Award-winning hairstylist, including three-time British Hairdressing Afro Hairdresser of the Year winner, owner of the Hair Lounge and industry leader.



[click here](#)



[click here](#)



**Charlotte
Mensah**

The Hair Lounge

[@charlottesensah](#)



Intro to Styling for Curls & Coils.

You will learn:

- Tools
- Wash & Go
- Drying with diffuser
- Twist styling – Flat Twist
- Bantu Knots & Stretching

With Abigail Butler

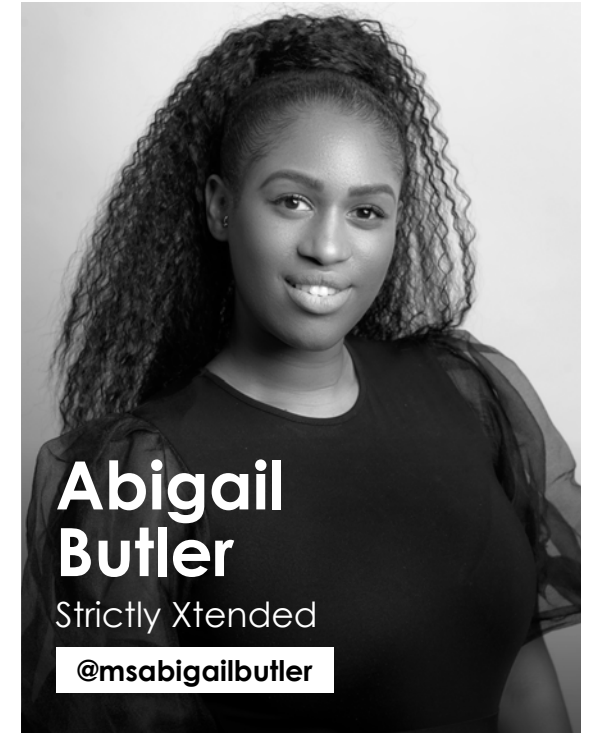
Session stylist, award-winning extension specialist, former ID Artist and owner of Strictly Xtended.



[click here](#)



[click here](#)



**Abigail
Butler**

Strictly Xtended

[@msabigailbutler](#)



Intro to Cutting for Curls & Coils.



You will learn:

- Consultation
- Tools
- Longer layered shape
- Short Skin Fade
- Short Tapered
- High Top

With **Dexter Dapper Johnson**

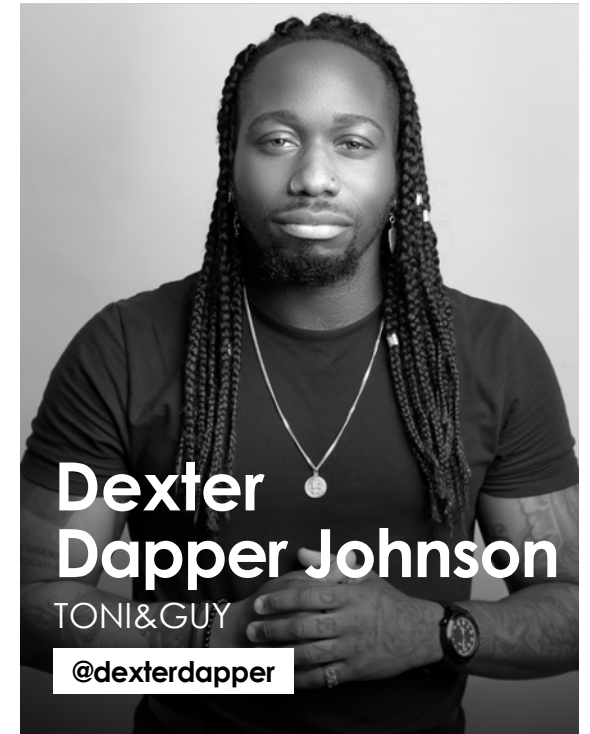
Toni & Guy International
Artistic Director and Educator
@toniandguyworld, award-winning men's specialist and celebrity stylist.



click here



click here



Dexter Dapper Johnson

TONI&GUY

@dexterdapper



Intro to Colouring Curls & Coils.



You will learn:

- Considerations & Goals
- Shapes & Placement
- Product Choice
- Brightening technique
- Defining technique

With

Danielle Louis

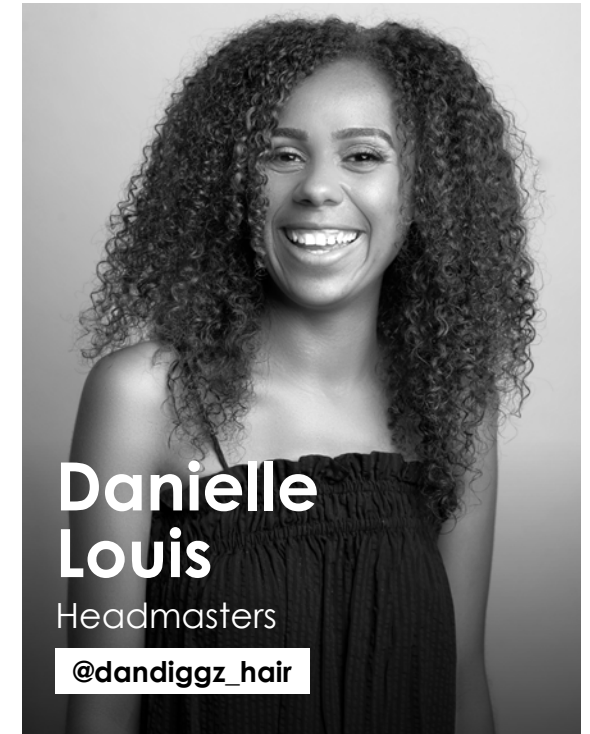
Headmasters Artistic Team member @headmastersuk, L'Oréal Professionnel Paris Colour Expert and former ID Artist.



[click here](#)



[click here](#)



Danielle Louis

Headmasters

[@dandiggz_hair](#)



Intro to Weaves, Wigs & Braids.

You will learn:

- What is Protective Styling
- Braiding Intro
- Wigs Intro
- Weave Intro
- Scalp & Hair Care

With Abigail Butler

Session stylist, award-winning extension specialist, former ID Artist and owner of Strictly Xtended.



[click here](#)



[click here](#)



**Abigail
Butler**

Strictly Xtended

[@msabigailbutler](#)



Curl Keys Tutorial Series.

See the Curl Expression range in action.

FREE 5 part video series:

- The Language of Curls & Coils
- How to Diagnose
- Discover Curl Expression
- How to Treat
- How to Style



click here



click here



Foundation Journeys.

Mix up your learning path with offline and online learning




Curls & Coils




Total Texture
E-learning - Online




Intro to Caring
with Charlotte Mensah
E-learning - Online



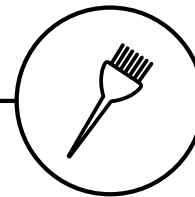
Intro to Styling
with Abigail Butler
E-learning - Online



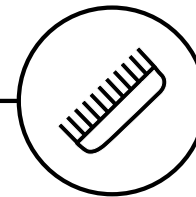
**Caring & Styling
for Curls & Coils**
Abigail Butler
1 Day - Offline




Intro to Cutting
with Dexter
Dapper Johnson
E-learning - Online



**Intro to
Colouring**
with Danielle Louis
E-learning - Online



**Intro to Wigs,
Weaves & Braids**
with Abigail Butler
E-learning - Online



Guest Artistic
Cutting / Colour
1 Day

EXPERT

Want hands-on training?

This is the perfect
place to start.

**Abigail
Butler**

Strictly Xtended

@msabigailbutler

Caring and Styling Curls & Coils.

With Abigail Butler

1 Day £199 / €220

Abigail will take you through in-depth caring and styling techniques for curls and coils. From identifying different hair types to product recommendation and protective styling, Abigail will cover all the basics.



click here



click here

Looking to learn the Fundamentals of Perming?



sectioning



winding

Getting Started with Perming.

Online practical course



£49 / €49 - Anytime*

Foundation resource that will explain how perm works and the essential application techniques: nine section wind and brick wind.

How it works? Watch course online via **ACCESS** and practice at home / in-salon in real time. Your instructor will demonstrate and then you try, moving forward when you are comfortable. Great for anyone new to a skill set or as a team training session.

Skills covered:

- Equipment
- Consultation
- Nine Section Wind
- Brick Wind
- Applying product
- Aftercare

Own equipment needed:

- Tuition head
- Plastic comb and clips
- Water spray
- Perms rods
- End papers
- Cotton Wool



click here



click here

*You will be able to access this e-learning until it is removed from Access which is at the discretion of L'Oréal Professionnel Paris.

Business Courses.



**Hellen
Ward**

@hellenwardltd

Richard Ward Hair & Metrospa

Salon Economics

For salon owners, directors or decision-making managers only

Industry expert Hellen Ward shares her 35 years' experience in salon management in this in-depth course to master your salon's finances.

Sharing sector benchmarks as well as her tried and tested systems to deliver monetary control and increased profitability, Hellen does a deep-dive on the fiscals as only someone with unique industry expertise can. She'll help you to create a blueprint for financial success:

Cost benchmarks – don't know what your key % outgoings should be? Hellen will tell you

Short term cost quick-fixes – instant tweaks to boost the coffers

Long term profit goals – budget and forecast with confidence

Management Accounts – understanding a P&L, Hellen style

This one-day seminar deals with the nitty gritty so only ideal for those with the salon keys in their hands. Hellen then invites delegates back 6 weeks later to re-visit the learnings and assess fiscal progress.

How it works:

Step 1: Seminar and workshop: 1 Day in-person seminar – London

Step 2: Accountability and progress workshop: Half (1/2) Day in-person (6 weeks later) – London

1+1/2 Days (both sessions inclusive)
£365



Business Courses.



Make Me a Brand

Ask yourself, how memorable are you? How different are you from other hairdressers? Are you blending in or deliberately standing out? Whether it's personal branding for you or your company, branding can make or break you.

Lots of us sell similar things but it's the package we put it in that makes the difference to the sale. Learn how to build a brand and turn it into a successful business.

Suitable for: Individuals, self-employed or salon owners

How it works:

Step 1:

Seminar and workshop: 1 Day in-person seminar – London

Step 2:

Accountability and support workshop: Half (½) Day in-person (2-3 months later) – London

**Sophia
Hilton**

@hilstonsophia

Not Another Salon

1+1/2 Days (both sessions inclusive)

£365



Education Direct.



Do you know we offer a service where we bring a course to you?

What kind of courses are available to me?

Academy (1 Day courses only):

Foiling Foundation,
Advanced Foiling, Balayage,
Balayage: Correct & Convert

Guest Artists

(see the next page)

What do I need to do to book or get a price?

Speak with your Education Consultant or call us to discuss.

Before you contact us think about:

- How many people
- What would you like to learn
- Preference of educator or artist
- Any potential dates

Get Education Direct To You



0800 028 3448
coursesuk@loreal.com



01-604 5913
dublinacademy@loreal.com

Education Direct.

GUEST ARTISTS AVAILABLE TO BOOK:



**Abigail
Butler**

@msabigailbutler

Strictly Xtended



**Alan
Edwards**

@alanedwardssalon

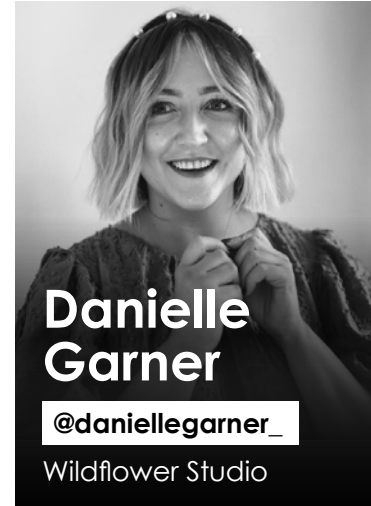
Alan Edwards Salon



**Andrea
Dorata**

@andreadorata

Dorata Marlow



**Danielle
Garner**

@daniellegarner_

Wildflower Studio



**Frazer
Wallace**

@frazerhair

The Haus Studio

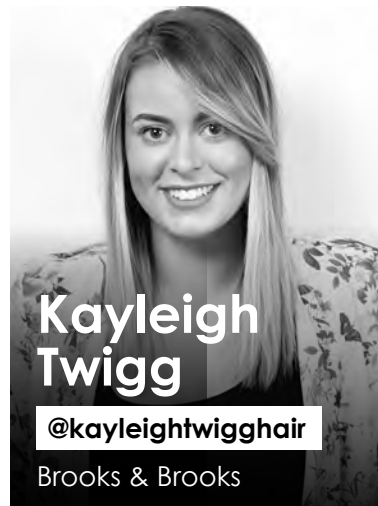


**Jenn Linton
& Jaye
MacDonald**

@jennlinton_

@joanna_mac_

Linton & Mac



**Kayleigh
Twigg**

@kayleightwigghair


Brooks & Brooks



**Harriet
Stokes**

@harriet_stokes

Humankind Hair



**Marlon
Hawkins**

@marlonjhawkins

Brooks & Brooks



**Matthew
Sutcliffe**

@matthew_sutcliffe_tint

Tint Leeds



**Nancy
Stripe**

@nancystripecolour

Stripe Colour Studio



**Siobhan
Jones**

@shivvvey

Blush & Blow

New to the Family?

These are our top picks!



E-Learnings

On-Demand Online Courses



Welcome to L'Oréal
Professionnel Paris



Our Colour
Numbering System



Colour Essentials




Intro to Foundation
Theory: Colour



Product Guides

Resource Bank

Looking for our product
instructions, allergy alert test
cards or COSHH information.
Find it all in the Resource Bank.



Hands On

Free 3-hour Colour Introduction

This workshop will cover
our fundamental ranges
and how to use them.

- Led by a L'Oréal
Professionnel Paris Educator
- Hands-on
- Interactive theory



Shade Charts

Get our shade charts on your phone

Click below to download





ID Artist Programme.

The ID Artist Programme aims to find talented individuals and help them to reach their full potential.

It is a two-year talent development programme full of inspirational education and unique hairdressing opportunities. Not only do you gain new skills and exposure, but also like-minded friends from all over.



Watch: ID Artist Programme

Why Join?

If you have heard of ID Artist there is a reason. It is known to be one of the best development programmes in the industry.

Once you join you will be developed by top industry names for a minimum of five days each year. Including upskilling in presenting to others, educating and hands-on training.

There are a raft of other additional unique hair opportunities only available to ID Artists. Plus, don't forget the networking! You will leave connected to your peers and to industry opportunities.



How to Join: Auditions.



Auditions are held once a year.
12 new places available on the 2023-2024 Programme.

ID Artist auditions are open to various skill set combinations. You will be asked to indicate your area of skill and focus in these categories: cutting, styling and colouring.

The entry process is entirely digital and includes two formal audition steps:

Step 1 Submit an audition video showcasing a model

Step 2 After first round of judging: if successful attend a virtual interview with a panel of industry experts

Register your interest on L'Oréal ACCESS to receive submission link



click here



click here

For full entry information, dates, requirements and Terms & Conditions, download on **lorealaccess.com** or ask one of the **L'Oréal Professionnel Paris Team**.

L'Oréal Colour Trophy.

The longest running live hairdressing competition,
compete against the best in the industry.

What is L'Oréal Colour Trophy?

A nationwide live hairdressing competition with the purpose of celebrating and promoting creativity within the industry. It all starts with a photographic entry, progressing to a regional live semi-final, culminating into the Grand Final.



[click here](#)



[click here](#)



Future Talent.



Is a programme that focuses on the future generation of hairdressers currently training.
It works in partnership with lecturers and educators to boost the learning experience of the next generation.

What Is It?

Everything is tailored to the learner journey to get industry ready:

-
- Learning resources
 - Learning paths online and offline
 - Exclusive invites to online events tailored to you
 - The opportunity for in person education
 - PLUS if you are a lecturer we have complimentary classroom formats available to aid your curriculum

How Do I Get Involved?

Are you a lecturer?

Contact coursesuk@loreal.com to get connected to the programme

Are you a student?

Ask your **training provider** or **college** if they participating and for events coming up

Need help? Contacts.



Virtual Chat with Educator


Free up-to 20 minute virtual education session

Open to anyone*, these virtual sessions give you a chance to talk 1-to-1 with a local educator about our products and courses.

For client scenario or allergy alert test needs please contact Technical Support.

Click to book now

* Subject to availability. For hairdressers [16+ years] based in the UK/ROI only. Appointments available 14.06.22 until 12:30 30.11.23. One appointment redemption per person. Appointments subject to availability and change which is at the discretion of the promoter. Incomplete, illegal, misdirected or late redemptions will not be valid. Promoter is not responsible for redemptions lost, damaged or delayed due to technical or connectivity or other problems. Promoter: L'Oréal Professionnel Paris a trading division of L'Oréal (U.K.) Limited, 255 Hammersmith Road, London W6 8AZ.



Academy or Access

For bookings support:

Speak to your Business Partner, Education Consultant or contact course bookings on:



0800 028 3448
coursesuk@loreal.com



01-604 5913
dublinacademy@loreal.com



Technical Support or Customer Service

For technical advice or customer service:



0800 030 4034



1800 535 616

Or email for technical advice:
salonadvice@uk.loreal.com

Want to connect with your local
L'Oréal Professionnel Paris Partner?

Call customer services